


QT(26) - Series Miniature Circuit Breakers



1 pole
Dual (DIN & mini rail) mount



2 pole
Dual (DIN & mini rail) mount



4 pole
Dual (DIN & mini rail) mount

Features

- DC circuit breaker
- Hydraulic-magnetic technology
- 100% rating capability, independent of ambient temperature
- One, two, two pole parallel and four pole (2pole + 2pole parallel)
- VDE and CCC approved, CE certified
- UL 489A listed
- IEC 60947-2 and AS/NZS 60947-2 approved
- Ratings 70 A to 250 A
- Precision tripping characteristics
- Can be switched immediately after tripping
- Dual (DIN & mini rail) mount, 57 mm front escutcheon (Black)

Applications

- DC circuit protection (DIN / EN 60947-2)
- Telecom / datacom equipment
- UPS equipment
- Alternative energy equipment
- Mobile power generation equipment
- Railway signalling equipment
- Industrial equipment

Optional Accessories

- Handle lock - SAAP001
- Escutcheon blank - SFEB000
- Safety blank - SAEBO



AS / NZS 60947-2

Hydraulic-Magnetic Circuit Breakers 100% rated, unaffected by ambient temperature

QT(26) - Series Miniature Circuit Breakers

Technical Data

Product Type	Circuit Breaker			
Approvals	UL 489A, CSA C22.2 No. 5 -16			
Number of Poles	1	2	2 pole bridged	4 pole (2pole + 2pole) Parallel Bridged
Operating Voltages	80 Vdc			
Standard Current Rating	70 A to 125 A		250 A	250 A
Interrupting S/C Capacity (Ics)	10 kA			

Product Type	Circuit Breaker			
Approvals	GB14048-2, DIN / EN 60947-2, CE, UKCA			
Number of Poles	1	2	2 pole bridged	4 pole (2pole + 2pole) Parallel Bridged
Operating Voltages	80 Vdc			
Minimum Current Rating	70 A		140 A	
Maximum Current Rating	125 A		250 A	
Interrupting S/C Capacity (Ics)	5 kA			
Ultimate S/C Breaking Capacity (Icu)	10 kA			

Product Type	Circuit Breaker			
Approvals	AS / NZS 60947-2			
Number of Poles	1	2	2 pole bridged	4 pole (2pole + 2pole) Parallel Bridged
Operating Voltages	80 Vdc			
Minimum Current Rating	70 A		140 A	
Maximum Current Rating	125 A		250 A	
Interrupting S/C Capacity (Ics)	5 kA		2.5 kA	
Ultimate S/C Breaking Capacity (Icu)	10 kA			

Verify approvals for specific ratings in accordance with the relevant test certificates.

QT(26) - Series Miniature Circuit Breakers

Technical Data

Product Type	QT(26)
Ambient Operating Temperature	-40 °C to +85 °C
Mounting Options	Dual (DIN & mini rail) mount
Time Delay Curves	1, U2
Endurance	10000 operations - 1500 with current, 8500 without current (IEC 60947-2 Clause 7.2.4.2)* Minimum of 1000 operations with current (UL 489A Clause 12)*
Dielectric Strength	1000 - 2000 Vac for one minute (IEC 60947-2 Clause 8.3.3.3)* 1000 Vac plus twice the rated voltage for one minute (UL 489A Clause 8)*
Rated Impulse Withstand Voltage	4 kV (IEC 60947-2 Clause 8.3.3.2)*
Weight	200 g per pole (unpacked)
Altitude	Certification tests done at altitude ≈ 2000 metres. Will operate at higher altitudes.
Shock	50 G to MIL-STD-202G, test method 213B, test condition 1
Vibration	10 G to MIL-STD-202G, test method 204D, test condition A
Flammability	I3 - Ignition does not persist at 850 °C after glow wire is withdrawn with an oxygen index of ≥ 28
Toxicity	F1 - Smoke index of ≤ 20 which determines the fume class
Pollution Degree	PD2 - Normally only non-conductive pollution occurs. Temporary conductivity caused by condensation is to be expected.

* Refer to standard for details.

Breaker QT	Wire Size (IEC)	Wire Gauge (UL)	Torque (IEC)	Torque (UL)	Comments
Main Terminals	1 mm ² - 50 mm ²	14 – 1/0 AWG	4 N.m	35 lbf.in	Pozidriv #2 Combi head

QT(26) - Series Miniature Circuit Breakers

Long Code

Example Code: QT----2(26)-DM-U2-250A-----Z---80Vdc-10kA

Group	1	2	3	4	5	6	7	8	9	10	11	12	13
Requirement	QT Frame	Switch / Neutral	Not applicable	Two pole	26 mm module width	Dual mount	Medium delay curve 2	Current rating 250 A	Future use	Shunt trip	Future use	Bridged unit	Not applicable
Long Code	QT	-	-	2	(26)	DM	U2	250A	-	-	-	Z	-

Ordering Information

Group 1: Frame Type	Code	Description	Comments
	QT	Miniature DC circuit breaker	26 mm wide
Group 2: Switch/Neutral	Code	Description	Comments
	-	Not applicable	
Group 3: Auxiliary	Code	Description	Comments
	-	Not applicable	
Group 4: No of Poles	Code	Description	Comments
	1	Single pole	
	2	Double pole	Two pole or two pole parallel
	4	Four pole	Four pole / (2pole + 2pole parallel)
Group 5: Module Width	Code	Description	Comments
	(26)	26 mm module width	26 mm per pole
Group 6: Mounting	Code	Description	Comments
	DM	Dual (DIN & mini rail) mount	Dual mount supplied in black only - 57 mm front escutcheon, black body
Group 7: Time Delays	Code	Description	Instantaneous Trip Point (x In) / Comments
	1	Long time delay	10 - 20 / Orange handle
	U2	Medium time delay	7 - 10 / White handle
Group 8: Current Ratings	Code / Description		Comments
	70 - 250 A		Ratings available vary depending on certification, bridging configuration and voltage. * Other ratings are available as special orders. Check availability.
Group 9: Future Use	Code	Description	Comments
	-	Not applicable	For future use
Group 10: Shunt Trip	Code	Description	Comments
	-	Not applicable	If shunt trip is not required
	V5	48 - 125 Vdc and 96 - 250 Vac	If shunt trip option carries no approval - available as a special order
Group 11: Future use	Code	Description	Comments
	-	Not applicable	For future use
Group 12: Special Terminations	Code	Description	Comments
	Z	Bridged unit (bridged to be fitted by customer)	Recommended busbar sizes refer to page 6 of 6
	ZL	Bridged unit (factory fitted)	* Refer to note below
Group 13: Customer Specific	Code	Description	Comments
	-	Not applicable	

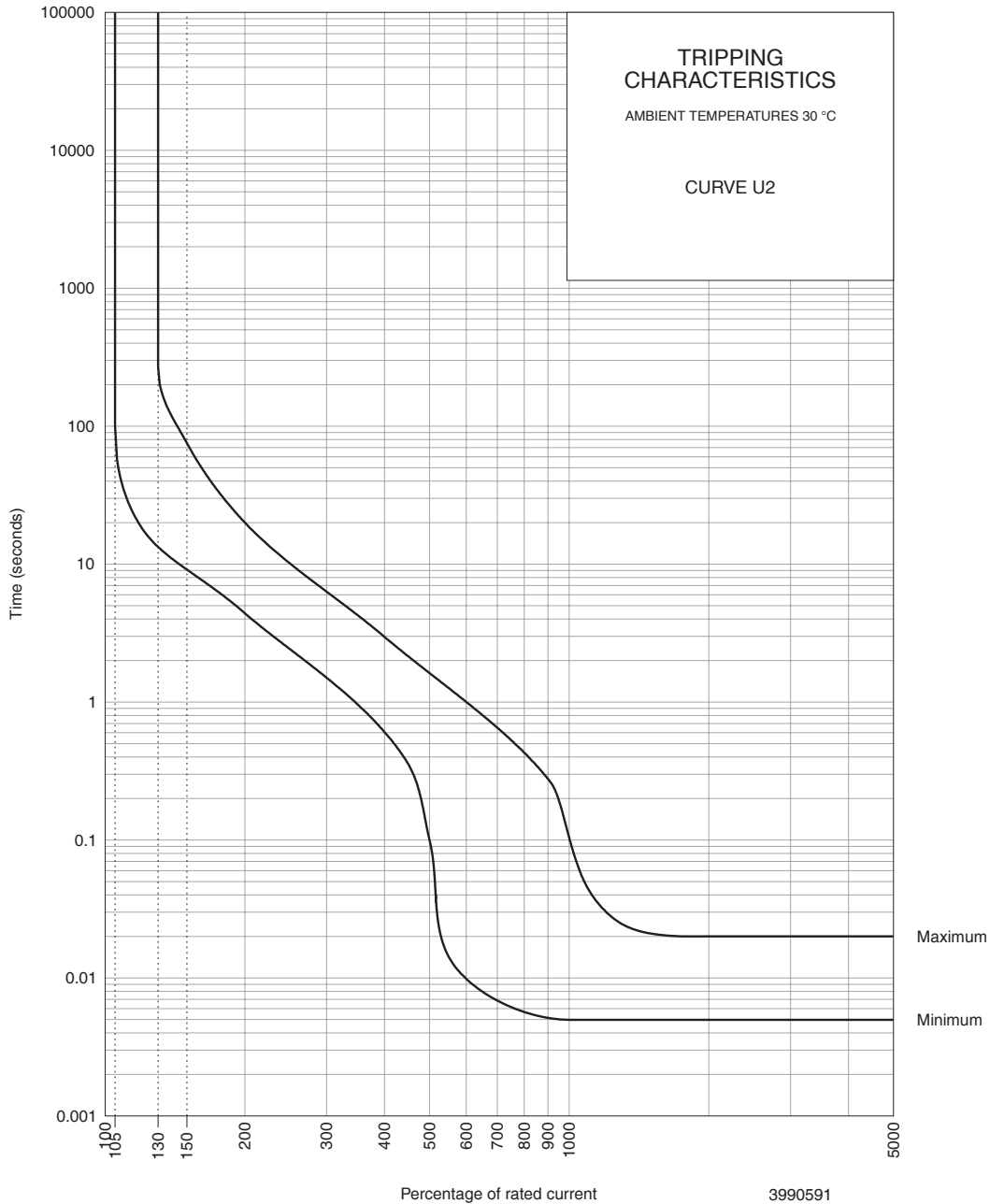
For options not listed, please contact CBI

*** Note:**

Group 12.ZL - As a norm CBI will supply the QT circuit breaker without busbars. Should the customer require the busbar, kindly consult CBI.

QT(26) - Series Miniature Circuit Breakers

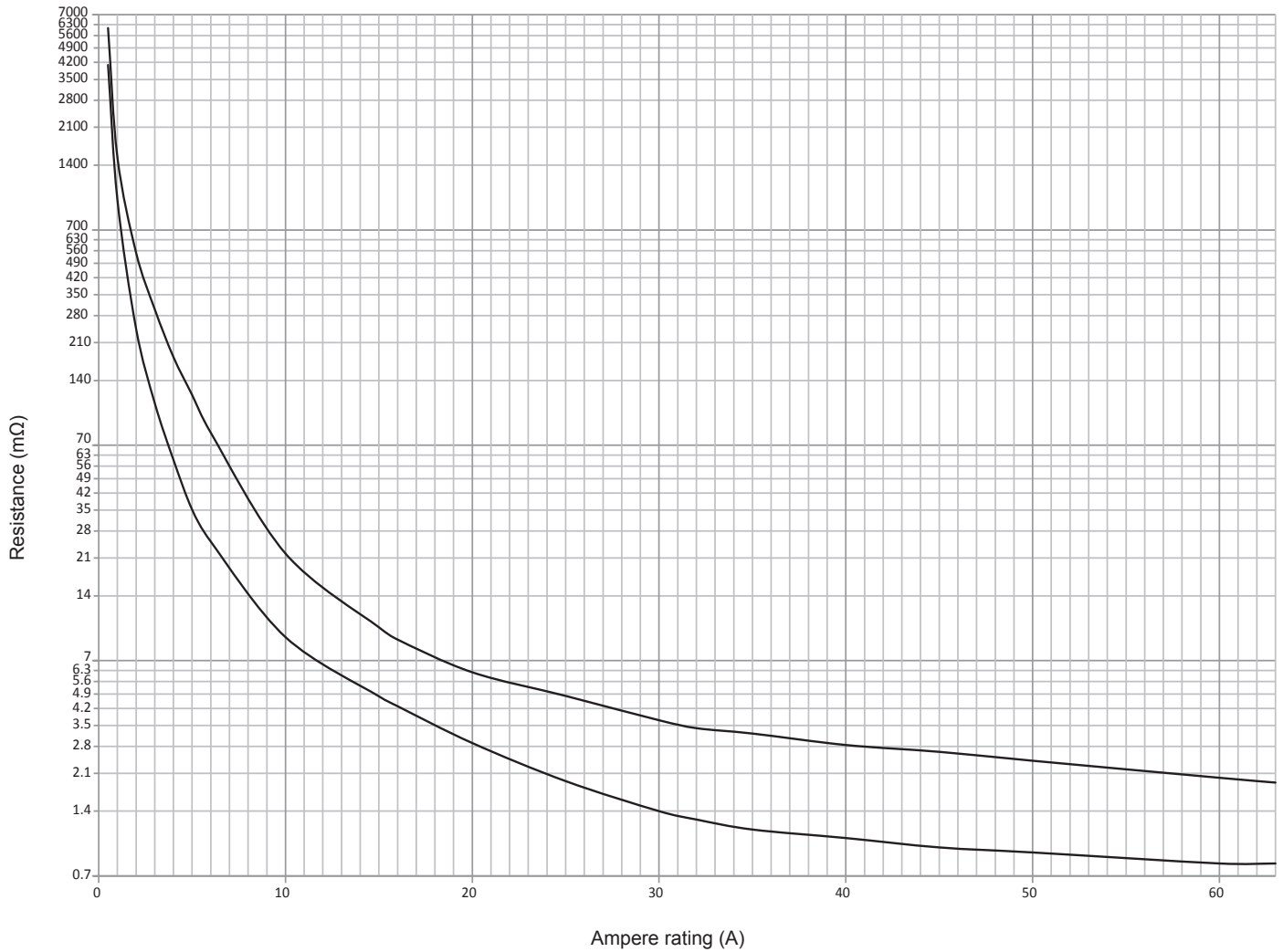
Time Delay Curve



PERCENTAGE OF RATED CURRENT	105%	130%	145%	150%	200%	300%	400%	500%	600%	700%	800%	900%	1000%	2000%
MINIMUM TRIP TIME IN SECONDS	NO TRIP	13	9.9	9.1	4.4	1.5	0.6	0.1	0.01	0.007	0.006	0.005	0.005	0.005
MAXIMUM TRIP TIME IN SECONDS	NO TRIP	270	92.3	75.5	20	6.3	3	1.6	1	0.65	0.43	0.28	0.1	0.02

QT(26) - Series Miniature Circuit Breakers

Resistance Curve

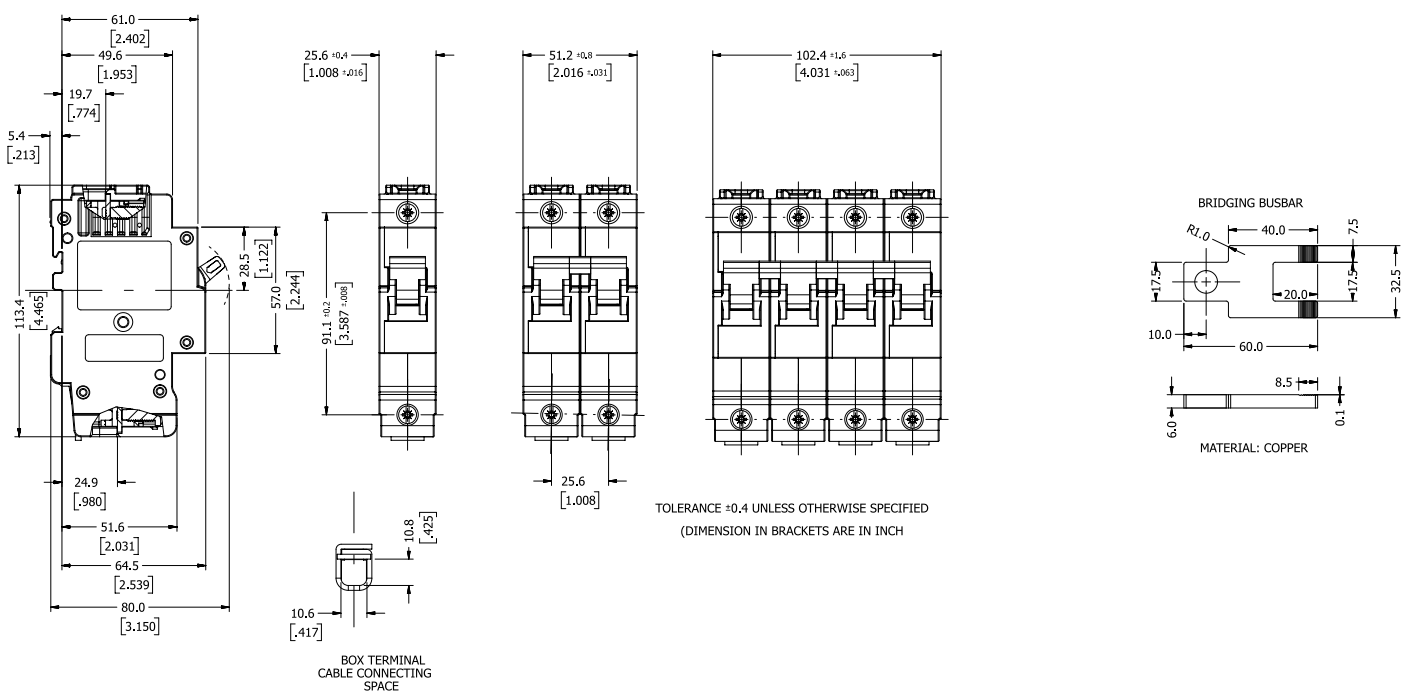


3990A784 REV A

Amp RATING	0.5	1	2	5	6	10	15	20	25	30	32	40	50	60	63
MINIMUM (mΩ)	4085	970	244	35	25	9.0	4.8	2.9	1.9	1.4	1.3	1.1	0.9	0.8	0.8
MAXIMUM (mΩ)	6065	1527	550	120	80	22	10	6.2	4.8	3.7	3.4	2.8	2.4	2.0	1.9

QT(26) - Series Miniature Circuit Breakers

Outline Dimensions: Dual (DIN & mini rail) mount



Please review our Customer Terms and Conditions on www.cbi-lowvoltage.co.za

All rights reserved. Unless otherwise indicated, all materials on these pages are copyrighted by CBI (Pty) Ltd. No part of these pages, either text or image may be used for any purpose other than personal use. Therefore, reproduction, modification, storage in a retrieval system or retransmission, in any form or by any means, electronic, mechanical or otherwise, for reasons other than personal use, is strictly prohibited without prior written permission. CBI (Pty) Ltd reserves the right to alter any details of this document without notice and while every effort is made to ensure the accuracy of the content, no warranty is given as to the accuracy of this document and no responsibility will be accepted for error or misinterpretation and any resulting loss.

AUSTRALIA

CBI-electric: Australia
27 Wedgewood Rd, Hallam
Victoria 3803 Australia
Tel: +61 3 8752 9300
Fax: +61 3 9796 5407
Email: sales@cbi-electric.com.au
Website: www.cbi-electric.com.au

INDIA

CBI-electric: Asia
A1, Pushpagiri Residency, 1st Cross
2nd Main, Jyothi Nagar, B.G Road
Bengaluru 560083, India
Tel: +91-9880553153
Email: salesasia@cbi-electric.com
Website: www.cbibreakers.com
Website: www.cbi-lowvoltage.com

SOUTH AFRICA

CBI-electric: low voltage
Tripswitch Drive Elandsfontein
Gauteng South Africa
Tel: +27 11 928 2000
Fax: +27 11 392 2354
Email: cbi@cbi-electric.com
internationalsales@cbi-electric.com
Website: www.cbi-lowvoltage.com

USA

CBI-electric: North America
35 E. Uwchlan Ave Suite 328
Exton PA 19341 USA
Tel: +1 610 524 9949
Fax: +1 610 524 9945
E-mail: info@cbibreakers.com
Website: www.cbibreakers.com